

Fabrix™







Maintenance Guide



Fabrix™ is manufactured to the highest standards and are designed to offer excellent performance and longevity. Most fabrics can be cleaned using a lint roller. All fabrics should be maintained by following the manufacturer's care and maintenance instructions. All products are warranted against material and workmanship defects.

To learn more about our Lifetime Warranty, visit www.fabrix.com/warranty.

Maintenance Guide

	<p>Use a lint roller to remove surface dirt and debris. We recommend using BÄSTIS Lint roller from IKEA.</p>		<p>In case of extreme stains, use small amounts of thinner on to the stain. Use a lint-free cloth.</p>
	<p>Spray isopropyl alcohol onto the fabric to remove tough stains.</p>		<p>Do not use water to clean the stain as it may cause dye diffusion.</p>
	<p>Use a lint-free cloth to gently massage the stain away.</p>		<p>Fabric panel cleaned and debris free.</p>